
















































Year 3 Mathematics Planning

Year 3 High Level Plan

<p>Unit 1</p> <p><i>Number -</i></p> <p>Number & place value</p>  <p>Addition & subtraction</p>  <p><i>Geometry -</i></p> <p>Properties of shape</p> 	<p>Unit 2</p> <p><i>Number -</i></p> <p>Multiplication & division including Number & place value</p>   <p>Fractions</p>  <p><i>Measurement (mass)</i></p> 	<p>Unit 3</p> <p><i>Number -</i></p> <p>Addition & subtraction</p>  <p>Addition & subtraction</p>  <p><i>Geometry -</i></p> <p>Properties of shape</p> 
<p>Unit 4</p> <p><i>Number -</i></p> <p>Multiplication & division including Number & place value</p>   <p>Multiplication & division including Number & place value</p>   <p><i>Measurement (time)</i></p> 	<p>Unit 5</p> <p><i>Number -</i></p> <p>Number & place value</p>  <p>Addition & subtraction including Measurement (money)</p>   <p><i>Geometry -</i></p> <p>Properties of shape</p> 	<p>Unit 6</p> <p><i>Number -</i></p> <p>Multiplication & division including Number & place value</p>   <p>Fractions</p>  <p><i>Measurement (length)</i></p> 
<p>Unit 7</p> <p><i>Number -</i></p> <p>Addition & subtraction</p>  <p>Addition & subtraction including Measurement (money)</p>   <p>10</p> <p><i>Statistics</i></p> 	<p>Unit 8</p> <p><i>Number -</i></p> <p>Multiplication & division including Number & place value</p>   <p>Fraction</p>  <p><i>Measurement (perimeter)</i></p> 	<p>Unit 9</p> <p><i>Number -</i></p> <p>Number & place value</p>  <p>Addition & subtraction</p>  <p><i>Geometry -</i></p> <p>Properties of shape</p> 
<p><i>Number -</i></p> <p>Multiplication & division</p>   <p>Fractions</p>  <p><i>Measurement (volume & capacity)</i></p> 	<p>Unit 11</p> <p><i>Number -</i></p> <p>Addition & subtraction including Measurement (money)</p>   <p>Addition & subtraction</p>  <p><i>Measurement (time)</i></p> 	<p>Unit 12</p> <p><i>Number -</i></p> <p>Multiplication & division</p>   <p>Multiplication & division</p>   <p><i>Statistics</i></p> 

Year 3 Medium-Term Plans

Unit 1 Number – Number and place value Number – Addition and subtraction Geometry – Properties of shape		
National Curriculum attainment targets Pupils should be taught to:	Lesson objectives Pupils will be taught to:	Lesson
Number – Number and place value	Week 1	
<ul style="list-style-type: none"> recognise the place value of each digit in a three-digit number (hundreds, tens, ones) compare and order numbers up to 1000 read and write numbers up to 1000 in numerals solve number problems and practical problems involving these ideas 	<ul style="list-style-type: none"> Consolidate recognising the place value of each digit in a two-digit number (tens, ones) Represent numbers using Base 10 material 	1
	<ul style="list-style-type: none"> Consolidate partitioning two-digit numbers in varied ways Represent numbers using Base 10 material 	2
	<ul style="list-style-type: none"> Recognise the place of value of each digit in a three-digit number (hundreds, tens, ones) Represent numbers using Base 10 material Read and write numbers up to 1000 in numerals 	3
	<ul style="list-style-type: none"> Compare and order numbers up to 1000 Solve number problems and reason mathematically 	4
Number – Addition and subtraction	Week 2	
<ul style="list-style-type: none"> practise solving varied addition and subtraction questions. For mental calculations with two-digit numbers, the answers could exceed 100. * add and subtract numbers mentally, including: <ul style="list-style-type: none"> a three-digit number and ones a three-digit number and tens 	<ul style="list-style-type: none"> Add mentally two, two-digit numbers 	1
	<ul style="list-style-type: none"> Add mentally a three-digit number and ones Add mentally a three-digit number and tens 	2
	<ul style="list-style-type: none"> Subtract mentally two, two-digit numbers 	3
	<ul style="list-style-type: none"> Subtract mentally a three-digit number and ones Subtract mentally a three-digit number and tens 	4
Geometry – Properties of shape	Week 3	
<ul style="list-style-type: none"> make 3-D shapes using modelling materials; recognise 3-D shapes in different orientations and describe them 	<ul style="list-style-type: none"> Recognise and name 3-D shapes lying in any position 	1
	<ul style="list-style-type: none"> Make models of 3-D shapes using straws and 2-D shapes 	2
	<ul style="list-style-type: none"> Use properties to classify and describe 3-D shapes 	3
	<ul style="list-style-type: none"> Build 3-D shapes with cubes 	4
Unit 2 Number – Multiplication and division, including Number and place value Number – Fractions Measurement (mass)		
National Curriculum attainment targets Pupils should be taught to:	Lesson objectives Pupils will be taught to:	Lesson
Number – Multiplication and division	Week 1	
<ul style="list-style-type: none"> recall and use multiplication and division facts for the 3 multiplication table solve problems, including missing number problems, involving multiplication and division, including positive integer scaling problems and correspondence problems in which n objects are connected to m objects 	<ul style="list-style-type: none"> Count on and back in multiples of 2, 3, 5 and 10 Find 10 more or less than a given number 	1
	<ul style="list-style-type: none"> Consolidate multiplication and division facts for the 2, 5 and 10 multiplication tables Solve problems involving multiplication and division facts of the 2, 5 and 10 multiplication tables and reason mathematically 	2
	<ul style="list-style-type: none"> Recall the multiplication and division facts for the 3 multiplication table Understand that multiplication can be done in any order 	3
	<ul style="list-style-type: none"> Use known number facts and place value to derive multiplication facts for the 2, 3 and 5 multiplication tables involving multiples of 10, e.g. $40 \times 3 = 120$ Solve problems involving multiplication and division facts of the 3 multiplication table and reason mathematically 	4
Number – Number and place value	Week 2	
<ul style="list-style-type: none"> find 10 more or less than a given number 	<ul style="list-style-type: none"> Use known number facts and place value to derive multiplication facts for the 2, 3 and 5 multiplication tables involving multiples of 10, e.g. $40 \times 3 = 120$ Solve problems involving multiplication and division facts of the 3 multiplication table and reason mathematically 	4
Number – Fractions	Week 2	
<ul style="list-style-type: none"> recognise, find and write fractions of a discrete set of objects: unit fractions and non-unit fractions with small denominators add fractions with the same denominator within one whole [for example, $\frac{5}{7} + \frac{1}{7} = \frac{6}{7}$] solve problems that involve all of the above 	<ul style="list-style-type: none"> Recognise, find and write unit fractions of a set of objects 	1
	<ul style="list-style-type: none"> Recognise, find and write unit fractions of a set of objects Solve fraction problems and reason mathematically 	2
	<ul style="list-style-type: none"> Recognise, find and write non-unit fractions of a set of objects Solve fraction problems and reason mathematically 	3
	<ul style="list-style-type: none"> Add fractions with the same denominator 	4
Measurement (mass)	Week 3	
<ul style="list-style-type: none"> measure, compare, add and subtract mass (kg/g) 	<ul style="list-style-type: none"> Know the equivalent of $\frac{1}{2}$, $\frac{1}{4}$ and $\frac{3}{4}$ of 1 kilogram in grams 	1
	<ul style="list-style-type: none"> Read scales marked in kilograms and in grams 	2
	<ul style="list-style-type: none"> Measure and compare mass; use simple scaling of quantities and equivalents of mixed units 	3
	<ul style="list-style-type: none"> Add and subtract mass using mixed units 	4

* Notes and guidance (non-statutory)

Year 3 Mathematics Planning

Unit 3 Number – Addition and subtraction Geometry – Properties of shape			
National Curriculum attainment targets Pupils should be taught to:	Lesson objectives Pupils will be taught to:	Lesson	
Number – Addition and subtraction	Week 1		
<ul style="list-style-type: none"> • add and subtract numbers mentally, including: <ul style="list-style-type: none"> – a three-digit number and ones – a three-digit number and tens – three-digit number and hundreds • solve problems, including missing number problems, using number facts, place value, and more complex addition and subtraction 	<ul style="list-style-type: none"> • Add mentally a three-digit number and ones • Solve missing number problems 	1	
	<ul style="list-style-type: none"> • Add mentally a three-digit number and tens • Solve missing number problems 	2	
	<ul style="list-style-type: none"> • Add mentally a three-digit number and hundreds 	3	
	<ul style="list-style-type: none"> • Solve problems and reason mathematically 	4	
	Week 2		
	<ul style="list-style-type: none"> • Subtract mentally a three-digit number and ones • Solve missing number problems 	1	
	<ul style="list-style-type: none"> • Subtract mentally a three-digit number and tens • Solve missing number problems 	2	
	<ul style="list-style-type: none"> • Subtract mentally a three-digit number and hundreds • Solve problems and reason mathematically 	4	
Geometry – Properties of shape	Week 3		
<ul style="list-style-type: none"> • recognise angles as a property of shape or a description of a turn • identify right angles, recognise that two right angles make a half-turn, three make three quarters of a turn and four a complete turn; identify whether angles are greater than or less than a right angle 	<ul style="list-style-type: none"> • Identify right angles in 2-D shapes 	1	
	<ul style="list-style-type: none"> • Make and describe right-angled turns 	2	
	<ul style="list-style-type: none"> • Give and follow directions to make turns 	3	
	<ul style="list-style-type: none"> • Test whether angles are greater than or less than a right angle 	4	

Unit 4 Number – Multiplication and division, including Number and place value Measurement (time)		
National Curriculum attainment targets Pupils should be taught to:	Lesson objectives Pupils will be taught to:	Lesson
Number – Multiplication and division	Week 1	
<ul style="list-style-type: none"> • recall and use multiplication and division facts for the 4 and 8 multiplication tables • solve problems, including missing number problems, involving multiplication and division, including positive integer scaling problems and correspondence problems in which n objects are connected to m objects 	<ul style="list-style-type: none"> • Count on and back in multiples of 4 	1
	<ul style="list-style-type: none"> • Recall the multiplication and division facts for the 4 multiplication table 	2
	<ul style="list-style-type: none"> • Use doubling to recall the multiplication facts for the 4 multiplication table • Use known number facts and place value to derive multiplication facts for the 4 multiplication table involving multiples of 10, e.g. $30 \times 4 = 120$ 	3
	<ul style="list-style-type: none"> • Understand that division is the inverse of multiplication and vice versa • Say or write a division statement corresponding to a given multiplication statement involving all known multiplication tables 	4
Number – Number and place value	Week 2	
<ul style="list-style-type: none"> • count from 0 in multiples of 4 and 8 	<ul style="list-style-type: none"> • Count on and back in multiples of 8 	1
	<ul style="list-style-type: none"> • Recall the multiplication and division facts for the 8 multiplication table 	2
	<ul style="list-style-type: none"> • Use doubling to recall the multiplication facts for the 8 multiplication table • Use known number facts and place value to derive multiplication facts for the 8 multiplication table involving multiples of 10, e.g. $30 \times 8 = 240$ 	3
	<ul style="list-style-type: none"> • Solve problems involving multiplication and division facts for the 4 and 8 multiplication tables and reason mathematically 	4
	Measurement (time)	Week 3
<ul style="list-style-type: none"> • tell and write the time from an analogue clock, including using Roman numerals from I to XII, and 12-hour and 24-hour clocks 	<ul style="list-style-type: none"> • Tell and write the time to the nearest minute on a 12-hour clock with hands 	1
	<ul style="list-style-type: none"> • Use a time line and read vocabulary related to time 	2

Year 3 Medium-Term Plans

• estimate and read time with increasing accuracy to the nearest minute; use vocabulary such as o'clock, a.m./p.m., morning, afternoon, noon and midnight	• Read time to the nearest minute on a 12-hour clock with Roman numerals and on a 24-hour clock	3
	• Estimate and measure time to the nearest minute	4

Year 3 Mathematics Planning

Unit 5 Number – Number and place value Number – Addition and subtraction, including Measurement (money) Geometry – Properties of shape		
National Curriculum attainment targets Pupils should be taught to:	Lesson objectives Pupils will be taught to:	Lesson
Number – Number and place value	Week 1	
<ul style="list-style-type: none"> recognise the place value of each digit in a three-digit number (hundreds, tens, ones) compare and order numbers up to 1000 identify, represent and estimate numbers using different representations read and write numbers up to 1000 in numerals and in words solve number problems and practical problems involving these ideas 	<ul style="list-style-type: none"> Recognise the place value of each digit in a three-digit number (hundreds, tens, ones) Represent numbers using Base 10 material 	1
	<ul style="list-style-type: none"> Compare and order numbers up to 1000 	2
	<ul style="list-style-type: none"> Compare and order numbers up to 1000 Read and write numbers up to 1000 in numerals and in words Represent and estimate numbers using money 	3
	<ul style="list-style-type: none"> Compare and order numbers up to 1000 Solve number problems and reason mathematically 	4
Number – Addition and subtraction	Week 2	
<ul style="list-style-type: none"> solve problems, including missing number problems, using number facts, place value, and more complex addition and subtraction 	<ul style="list-style-type: none"> Add amounts of money 	1
	<ul style="list-style-type: none"> Subtract amounts of money to give change 	2
	<ul style="list-style-type: none"> Add and subtract amounts of money 	3
	<ul style="list-style-type: none"> Solve problems involving money and reason mathematically 	4
Measurement (money)		
<ul style="list-style-type: none"> add and subtract amounts of money to give change, using both £ and p in practical contexts 		
Geometry – Properties of shape	Week 3	
<ul style="list-style-type: none"> draw 2-D shapes and describe them recognise angles as a property of shape 	<ul style="list-style-type: none"> Draw and name 2-D shapes 	1
	<ul style="list-style-type: none"> Make shapes that match a property 	2
	<ul style="list-style-type: none"> Create 2-D shapes using folding and cutting 	3
	<ul style="list-style-type: none"> Describe the properties of 2-D shapes 	4

Unit 6 Number – Multiplication and division, including Number and place value Number – Fractions Measurement (length)		
National Curriculum attainment targets Pupils should be taught to:	Lesson objectives Pupils will be taught to:	Lesson
Number – Multiplication and division	Week 1	
<ul style="list-style-type: none"> recall and use multiplication and division facts for the 4 and 8 multiplication tables solve problems, including missing number problems, involving multiplication and division, including positive integer scaling problems and correspondence problems in which n objects are connected to m objects 	<ul style="list-style-type: none"> Count on and back in multiples of 2, 4 and 8 	1
	<ul style="list-style-type: none"> Use halving to recall the division facts for the 4 multiplication table 	2
	<ul style="list-style-type: none"> Use halving to recall the division facts for the 8 multiplication table 	3
	<ul style="list-style-type: none"> Solve problems and reason mathematically 	4
Number – Number and place value		
<ul style="list-style-type: none"> count from 0 in multiples of 4 and 8 		
Number – Fractions	Week 2	
<ul style="list-style-type: none"> recognise, find and write fractions of a discrete set of objects: unit and non-unit fractions with small denominators recognise and use fractions as numbers: unit and non-unit fractions with small denominators compare and order unit fractions, and fractions with the same denominator solve problems that involve all of the above 	<ul style="list-style-type: none"> Recognise, find and write unit fractions of a set of objects Solve fraction problems and reason mathematically 	1
	<ul style="list-style-type: none"> Recognise, find and write non-unit fractions of a set of objects Solve fraction problems and reason mathematically 	2
	<ul style="list-style-type: none"> Compare and order unit fractions, and fractions with the same denominator 	3
	<ul style="list-style-type: none"> Recognise fractions as numbers 	4
Measurement (length)	Week 3	
<ul style="list-style-type: none"> measure, compare, add and subtract lengths (m/cm/mm) 	<ul style="list-style-type: none"> Use a ruler to draw and measure lines to the nearest centimetre 	1
	<ul style="list-style-type: none"> Use a ruler to draw and measure lines to the nearest millimetre 	2
	<ul style="list-style-type: none"> Use rulers to measure and compare lengths; use simple scaling of quantities and equivalents of mixed units 	3
	<ul style="list-style-type: none"> Add and subtract length using mixed units 	4

Year 3 Medium-Term Plans

Year 3 Mathematics Planning

Unit 7 Number – Addition and subtraction, including Measurement (money) Statistics		
National Curriculum attainment targets Pupils should be taught to:	Lesson objectives Pupils will be taught to:	Lesson
Number – Addition and subtraction	Week 1	
<ul style="list-style-type: none"> add and subtract numbers mentally, including: <ul style="list-style-type: none"> a three-digit number and ones a three-digit number and tens a three-digit number and hundreds add and subtract numbers with up to three digits, using formal written methods of columnar addition and subtraction estimate the answer to a calculation and use inverse operations to check answers solve problems, including missing number problems, using number facts, place value, and more complex addition and subtraction 	<ul style="list-style-type: none"> Add three-digit numbers using the expanded written method of column addition Estimate the answer to a calculation 	1
	<ul style="list-style-type: none"> Add three-digit numbers using the formal written method of column addition Estimate the answer to a calculation 	2
	<ul style="list-style-type: none"> Add three-digit numbers using the formal written method of column addition Estimate the answer to a calculation 	3
	<ul style="list-style-type: none"> Add numbers mentally and use the inverse operation to check the answer 	4
	Week 2	
Measurement (money)	<ul style="list-style-type: none"> Subtract three-digit numbers using the formal written method of column subtraction (decomposition) Estimate the answer to a calculation 	1
	<ul style="list-style-type: none"> Subtract three-digit numbers using the formal written method of column subtraction (decomposition) Estimate the answer to a calculation 	2
	<ul style="list-style-type: none"> Subtract numbers mentally and use the inverse operation to check the answer 	3
	<ul style="list-style-type: none"> Add and subtract amounts of money Solve problems involving money and reason mathematically 	4
	Week 3	
Statistics	<ul style="list-style-type: none"> Interpret and present data using tables and charts 	1
	<ul style="list-style-type: none"> Interpret and present data in pictograms where one picture represents 2 units 	2
	<ul style="list-style-type: none"> Interpret and present data in bar charts with intervals labelled in multiples of 2 	3
	<ul style="list-style-type: none"> Use information presented in scaled pictograms, bar charts and tables to answer questions 	4

Unit 8 Number – Multiplication and division, including Number and place value Number – Fractions Measurement (perimeter)		
National Curriculum attainment targets Pupils should be taught to:	Lesson objectives Pupils will be taught to:	Lesson
Number – Multiplication and division	Week 1	
<ul style="list-style-type: none"> recall and use multiplication and division facts for the 3, 4 and 8 multiplication tables solve problems, including missing number problems, involving multiplication and division, including positive integer scaling problems and correspondence problems in which n objects are connected to m objects 	<ul style="list-style-type: none"> Count on and back in multiples of 50 and 100 Find 100 more or less than a given number 	1
	<ul style="list-style-type: none"> Consolidate recall of the multiplication facts for the 2, 3, 4, 5, 8 and 10 multiplication tables, and related facts involving multiples of 10 	2
	<ul style="list-style-type: none"> Consolidate recall of the division facts for the 2, 3, 4, 5, 8 and 10 multiplication tables, and related facts involving multiples of 10 	3
	<ul style="list-style-type: none"> Solve problems and reason mathematically 	4
	Week 2	
Number – Number and place value	<ul style="list-style-type: none"> Compare and order fractions with the same denominators Solve fraction problems and reason mathematically 	1
	<ul style="list-style-type: none"> Subtract fractions within one whole 	2
	<ul style="list-style-type: none"> Recognise equivalent fractions 	3
	<ul style="list-style-type: none"> Recognise equivalent fractions using a fraction wall 	4
	Week 3	
Number – Fractions		
<ul style="list-style-type: none"> recognise and show, using diagrams, equivalent fractions with small denominators subtract fractions with the same denominator within one whole compare and order unit fractions, and fractions with the same denominator solve problems that involve all of the above 	<ul style="list-style-type: none"> Compare and order fractions with the same denominators Solve fraction problems and reason mathematically 	1
	<ul style="list-style-type: none"> Subtract fractions within one whole 	2
	<ul style="list-style-type: none"> Recognise equivalent fractions 	3
	<ul style="list-style-type: none"> Recognise equivalent fractions using a fraction wall 	4
	Week 3	
Measurement (perimeter)		

Year 3 Medium-Term Plans

• measure the perimeter of simple 2-D shapes	• Calculate the perimeter of rectangles in centimetres and in metres	1
	• Using a ruler, draw and calculate the perimeter of rectangles	2
	• Measure and calculate the perimeter of regular 2-D shapes to the nearest centimetre	3
	• Measure and calculate the perimeter of 2-D shapes to the nearest centimetre	4

Year 3 Mathematics Planning

Unit 9 Number – Number and place value Number – Addition and subtraction Geometry – Properties of shape		
National Curriculum attainment targets Pupils should be taught to:	Lesson objectives Pupils will be taught to:	Lesson
Number – Number and place value	Week 1	
<ul style="list-style-type: none"> recognise the place value of each digit in a three-digit number (hundreds, tens, ones) compare and order numbers up to 1000 identify, represent and estimate numbers using different representations read and write numbers up to 1000 in numerals and in words solve number problems and practical problems involving these ideas 	<ul style="list-style-type: none"> Compare and order numbers up to 1000 Read and write numbers to 1000 in numerals and in words 	1
	<ul style="list-style-type: none"> Compare and order numbers up to 1000 	2
	<ul style="list-style-type: none"> Partition three-digit numbers in various ways 	3
	<ul style="list-style-type: none"> Solve number problems and reason mathematically 	4
Number – Addition and subtraction	Week 2	
<ul style="list-style-type: none"> add and subtract numbers mentally, including: <ul style="list-style-type: none"> a three-digit number and ones a three-digit number and tens a three-digit number and hundreds add and subtract numbers with up to three digits, using formal written methods of columnar addition and subtraction estimate the answer to a calculation and use inverse operations to check answers solve problems, including missing number problems, using number facts, place value, and more complex addition and subtraction 	<ul style="list-style-type: none"> Add and subtract numbers mentally 	1
	<ul style="list-style-type: none"> Add three-digit numbers using the formal written method of column addition Estimate and check the answer to a calculation 	2
	<ul style="list-style-type: none"> Subtract three-digit numbers using the formal written method of column subtraction (decomposition) Estimate and check the answer to a calculation 	3
	<ul style="list-style-type: none"> Solve problems and reason mathematically 	4
Geometry – Properties of shape	Week 3	
<ul style="list-style-type: none"> draw 2-D shapes and make 3-D shapes using modelling materials; recognise 3-D shapes in different orientations and describe them identify horizontal and vertical lines and pairs of perpendicular and parallel lines 	<ul style="list-style-type: none"> Know when a line is horizontal or vertical 	1
	<ul style="list-style-type: none"> Know when a pair of lines are perpendicular or parallel 	2
	<ul style="list-style-type: none"> Describe the properties of 2-D shapes 	3
	<ul style="list-style-type: none"> Describe the properties of 3-D shapes 	4

Unit 10 Number – Multiplication and division Number – Fractions Measurement (volume and capacity)		
National Curriculum attainment targets Pupils should be taught to:	Lesson objectives Pupils will be taught to:	Lesson
Number – Multiplication and division	Week 1	
<ul style="list-style-type: none"> write and calculate mathematical statements for multiplication using the multiplication tables that they know, including for two-digit numbers times one-digit numbers, using mental and progressing to formal written methods solve problems, including missing number problems, involving multiplication and division, including positive integer scaling problems and correspondence problems in which n objects are connected to m objects 	<ul style="list-style-type: none"> Use partitioning to calculate $TO \times O$ Estimate and check the answer to a calculation 	1
	<ul style="list-style-type: none"> Use partitioning and the grid method to calculate $TO \times O$ Estimate and check the answer to a calculation 	2
	<ul style="list-style-type: none"> Use the expanded written method to calculate $TO \times O$ Estimate and check the answer to a calculation 	3
	<ul style="list-style-type: none"> Solve problems and reason mathematically 	4
Number – Fractions	Week 2	
<ul style="list-style-type: none"> count up and down in tenths; recognise that tenths arise from dividing an object into 10 equal parts and in dividing one-digit numbers or quantities by 10 recognise, find and write fractions of a discrete set of objects: unit fractions and non-unit fractions with small denominators recognise and show, using diagrams, equivalent fractions with small denominators solve problems that involve all of the above 	<ul style="list-style-type: none"> Find fractions of numbers 	1
	<ul style="list-style-type: none"> Solve fraction problems and reason mathematically 	2
	<ul style="list-style-type: none"> Recognise equivalent fractions 	3
	<ul style="list-style-type: none"> Count up and down in tenths Find tenths by dividing by 10 	4
Measurement (volume & capacity)	Week 3	
<ul style="list-style-type: none"> measure, compare, add and subtract volume/capacity (l/ml) 	<ul style="list-style-type: none"> Know the equivalent of $\frac{1}{2}$, $\frac{1}{4}$, $\frac{3}{4}$ and $\frac{1}{10}$ of 1 litre in millilitres 	1
	<ul style="list-style-type: none"> Read scales marked in litres and in millilitres to the nearest 100 ml 	2

Year 3 Medium-Term Plans

	• Measure and compare capacities; use simple scaling of quantities and equivalents of mixed units	3
	• Add and subtract capacity using mixed units	4

Unit 11 Number – Addition and subtraction, including Measurement (money) Measurement (time)		
National Curriculum attainment targets Pupils should be taught to:	Lesson objectives Pupils will be taught to:	Lesson
Number – Addition and subtraction	Week 1	
<ul style="list-style-type: none"> add and subtract numbers mentally, including: <ul style="list-style-type: none"> a three-digit number and ones a three-digit number and tens a three-digit number and hundreds add and subtract numbers with up to three digits, using formal written methods of columnar addition and subtraction estimate the answer to a calculation and use inverse operations to check answers solve problems, including missing number problems, using number facts, place value, and more complex addition and subtraction 	<ul style="list-style-type: none"> Add three-digit numbers using the formal written method of column addition Estimate and check the answer to a calculation 	1
	<ul style="list-style-type: none"> Add three-digit numbers using the formal written method of column addition Estimate and check the answer to a calculation 	2
	<ul style="list-style-type: none"> Add and subtract amounts of money 	3
	<ul style="list-style-type: none"> Add and subtract amounts of money Solve problems involving money and reason mathematically 	4
Measurement (money)	Week 2	
<ul style="list-style-type: none"> add and subtract amounts of money to give change, using both £ and p in practical contexts 	<ul style="list-style-type: none"> Subtract three-digit numbers using the formal written method of column subtraction (decomposition) Estimate and check the answer to a calculation 	1
	<ul style="list-style-type: none"> Subtract three-digit numbers using the formal written method of column subtraction (decomposition) Estimate and check the answer to a calculation 	2
	<ul style="list-style-type: none"> Add numbers mentally and use the inverse operation to check the answer 	3
	<ul style="list-style-type: none"> Subtract numbers mentally and use the inverse operation to check the answer 	4
Measurement (time)	Week 3	
<ul style="list-style-type: none"> tell and write the time from an analogue clock, including using Roman numerals from I to XII, and 12-hour and 24-hour clocks estimate and read time with increasing accuracy to the nearest minute; record and compare time in terms of seconds, minutes and hours; use vocabulary such as o'clock, a.m./p.m., morning, afternoon, noon and midnight know the number of seconds in a minute and the number of days in each month, year and leap year compare durations of events [for example to calculate the time taken by particular events or tasks] 	<ul style="list-style-type: none"> Tell and write the time to the nearest minute from a 12-hour analogue clock and from a 12-hour digital clock 	1
	<ul style="list-style-type: none"> Use the vocabulary of time and the relationships between seconds, minutes and hours to estimate, compare and record time 	2
	<ul style="list-style-type: none"> Know the number of days in each month, year and leap year 	3
	<ul style="list-style-type: none"> Calculate and compare the time taken to complete a task or an event 	4

Unit 12 Number – Multiplication and division Statistics		
National Curriculum attainment targets Pupils should be taught to:	Lesson objectives Pupils will be taught to:	Lesson
Number – Multiplication and division	Week 1	
<ul style="list-style-type: none"> write and calculate mathematical statements for multiplication and division using the multiplication tables that they know, including for two-digit numbers times one-digit numbers, using mental and progressing to formal written methods solve problems, including missing number problems, involving multiplication and division, including positive integer scaling problems and correspondence problems in which n objects are connected to m objects 	<ul style="list-style-type: none"> Use the expanded written method to calculate $TO \times O$ Estimate and check the answer to a calculation 	1
	<ul style="list-style-type: none"> Use the formal written method to calculate $TO \times O$ Estimate and check the answer to a calculation 	2
	<ul style="list-style-type: none"> Use the formal written method to calculate $TO \times O$ Estimate and check the answer to a calculation 	3
	<ul style="list-style-type: none"> Solve problems and reason mathematically 	4
	Week 2	
	<ul style="list-style-type: none"> Use partitioning to calculate $TO \div O$ Estimate and check the answer to a calculation 	1
	<ul style="list-style-type: none"> Use the expanded written method to calculate $TO \div O$ Estimate and check the answer to a calculation 	2
	<ul style="list-style-type: none"> Use the formal written method to calculate $TO \div O$ Estimate and check the answer to a calculation 	3
	<ul style="list-style-type: none"> Solve problems and reason mathematically 	4
Statistics	Week 3	
<ul style="list-style-type: none"> interpret and present data using bar charts, pictograms and tables solve one-step and two-step questions [for example, 'How many more?' and 'How many fewer?'] using information presented in scaled bar charts and pictograms and tables 	<ul style="list-style-type: none"> Interpret and present data in pictograms where one picture represents 2 or 5 units 	1
	<ul style="list-style-type: none"> Interpret and present data in bar charts with intervals labelled in multiples of 5 or 10 	2
	<ul style="list-style-type: none"> Use information presented in scaled pictograms and tables to answer questions 	3
	<ul style="list-style-type: none"> Use information presented in scaled bar charts and tables to answer questions 	4